



# Ready Set **CRUNCH**





# DIY KIT REQUIRES:

Four (4) to Six (6) Types of Tortilla Chips

## PRINT

- Taste Test Score Sheets - PRINT one for each participant
- Awards - PRINT 1
- Sheet of Letters - PRINT 1

# DIRECTIONS

1

Print out LETTERS sheet. Gather cereal bowls, one for each bag of chips. Place on the table and label each bowl with the letters A, B, C, D, E, F.

2

Tape one letter on each container of chips A, B, C, D, E, F.

3

Put chips from Bag A into Bowl A. Repeat with chips from Bag B and so on until all chips are in the bowl. Don't forget a bowl of your dip of choice.

4

Print SCORE CARDS and rank the taste of chips from each chip bowl.

5

Consider adding a beverage to cleanse your palate in between tastes.

6

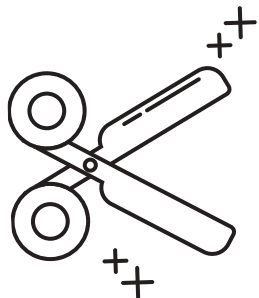
When all chips have been tasted, award your prizes to the chips.

7


Finally, reveal the chip names of each bowl, and celebrate by eating more chips.




enjoy!



# PRINT & CUT



**GO MAKE  
SOMETHING**



# PRINT & CUT



GO MAKE  
SOMETHING

PROJECTS & IDEAS BY  
AMANDA DEPHILLIPS



# TASTE TEST SCORING SHEET

## BEST FOR DIPPING

	NOT GOOD	IDEAL
<u>A</u>	<input type="radio"/> <input type="radio"/> <input type="radio"/> <input type="radio"/> <input type="radio"/> <input type="radio"/> <input type="radio"/>	
<u>B</u>	<input type="radio"/> <input type="radio"/> <input type="radio"/> <input type="radio"/> <input type="radio"/> <input type="radio"/> <input type="radio"/>	
<u>C</u>	<input type="radio"/> <input type="radio"/> <input type="radio"/> <input type="radio"/> <input type="radio"/> <input type="radio"/> <input type="radio"/>	
<u>D</u>	<input type="radio"/> <input type="radio"/> <input type="radio"/> <input type="radio"/> <input type="radio"/> <input type="radio"/> <input type="radio"/>	
<u>E</u>	<input type="radio"/> <input type="radio"/> <input type="radio"/> <input type="radio"/> <input type="radio"/> <input type="radio"/> <input type="radio"/>	
<u>F</u>	<input type="radio"/> <input type="radio"/> <input type="radio"/> <input type="radio"/> <input type="radio"/> <input type="radio"/> <input type="radio"/>	

## SALTINESS

	NOT SALTY	SALTY
<u>A</u>	<input type="radio"/> <input type="radio"/> <input type="radio"/> <input type="radio"/> <input type="radio"/> <input type="radio"/> <input type="radio"/>	
<u>B</u>	<input type="radio"/> <input type="radio"/> <input type="radio"/> <input type="radio"/> <input type="radio"/> <input type="radio"/> <input type="radio"/>	
<u>C</u>	<input type="radio"/> <input type="radio"/> <input type="radio"/> <input type="radio"/> <input type="radio"/> <input type="radio"/> <input type="radio"/>	
<u>D</u>	<input type="radio"/> <input type="radio"/> <input type="radio"/> <input type="radio"/> <input type="radio"/> <input type="radio"/> <input type="radio"/>	
<u>E</u>	<input type="radio"/> <input type="radio"/> <input type="radio"/> <input type="radio"/> <input type="radio"/> <input type="radio"/> <input type="radio"/>	
<u>F</u>	<input type="radio"/> <input type="radio"/> <input type="radio"/> <input type="radio"/> <input type="radio"/> <input type="radio"/> <input type="radio"/>	

## CRUNCH

	WEAK	STRONG
<u>A</u>	<input type="radio"/> <input type="radio"/> <input type="radio"/> <input type="radio"/> <input type="radio"/> <input type="radio"/> <input type="radio"/>	
<u>B</u>	<input type="radio"/> <input type="radio"/> <input type="radio"/> <input type="radio"/> <input type="radio"/> <input type="radio"/> <input type="radio"/>	
<u>C</u>	<input type="radio"/> <input type="radio"/> <input type="radio"/> <input type="radio"/> <input type="radio"/> <input type="radio"/> <input type="radio"/>	
<u>D</u>	<input type="radio"/> <input type="radio"/> <input type="radio"/> <input type="radio"/> <input type="radio"/> <input type="radio"/> <input type="radio"/>	
<u>E</u>	<input type="radio"/> <input type="radio"/> <input type="radio"/> <input type="radio"/> <input type="radio"/> <input type="radio"/> <input type="radio"/>	
<u>F</u>	<input type="radio"/> <input type="radio"/> <input type="radio"/> <input type="radio"/> <input type="radio"/> <input type="radio"/> <input type="radio"/>	

## BEST OVERALL

	OK	THE BEST
<u>A</u>	<input type="radio"/> <input type="radio"/> <input type="radio"/> <input type="radio"/> <input type="radio"/> <input type="radio"/> <input type="radio"/>	
<u>B</u>	<input type="radio"/> <input type="radio"/> <input type="radio"/> <input type="radio"/> <input type="radio"/> <input type="radio"/> <input type="radio"/>	
<u>C</u>	<input type="radio"/> <input type="radio"/> <input type="radio"/> <input type="radio"/> <input type="radio"/> <input type="radio"/> <input type="radio"/>	
<u>D</u>	<input type="radio"/> <input type="radio"/> <input type="radio"/> <input type="radio"/> <input type="radio"/> <input type="radio"/> <input type="radio"/>	
<u>E</u>	<input type="radio"/> <input type="radio"/> <input type="radio"/> <input type="radio"/> <input type="radio"/> <input type="radio"/> <input type="radio"/>	
<u>F</u>	<input type="radio"/> <input type="radio"/> <input type="radio"/> <input type="radio"/> <input type="radio"/> <input type="radio"/> <input type="radio"/>	



**GO MAKE  
SOMETHING**

PROJECTS & IDEAS BY  
AMANDA DEPHILLIPS